

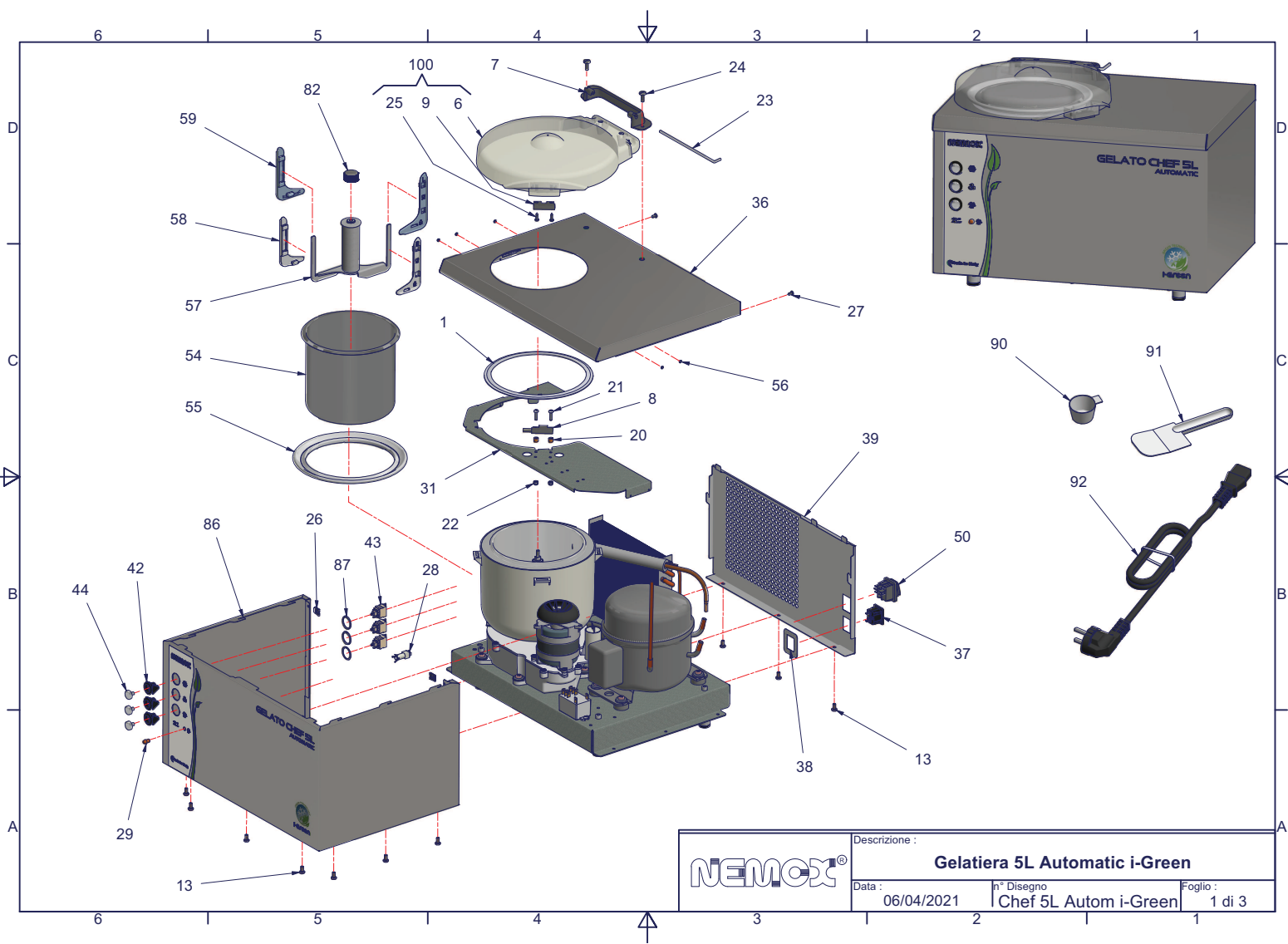
**GELATO CHEF 5L AUTOMATIC i-green • Spare part list**
**Ref drawing Nr.: 003B790250R00**

Tav.	Ref. Numbe	Item Cod	Description	Q.ty
1	1	1102006	BOWL GASKET	1
1	6	10640403R06	TRASPARENT LID	1
1	7	10640404R02	LID HOLDING BLOCK	1
1	8	0963167R01	LID REED WITH HARNESS	1
1	9	307400533	LID MAGNET	1
1	20	239304	REED SWITCH SPACER <5L>	2
1	21	222600845	SCREW M4X25	2
1	23	10640405	STAINLESS STEEL LID HINGE	1
1	23	304215	LAMP EL/N-6R 120/230V	1
1	24	222600821	SCREW	2
1	25	222600689	SCREW 3,5x16	2
1	26	222600620	CLAMPING PLATS	2
1	27	222600660	SCREW TCC 3,5 X9,5	2
1	29	304226	ORANGE GLASS	1
1	31	239303	INTERNAL SUPPORT	1
1	36	239305R02	INOX TOP SHELL	1
1	37	3026R01	10A 4.8mm TABS POWER SOCKET	1
1	38	199121	SOCKET PLATE	1
1	39	239306R02	INOX BACK SHELL <5L>	1
1	42	300738	SWITCH	3
1	42	300739	SWITCH	3
1	44	09105075	COVER BUTTON	3
1	50	300741	MAIN SWITCH	1
1	54	096956570	REMOVABLE BOWL	1
1	55	110100176	PLASTIC HANDLE FOR REM BOWL	1
1	56	227601	RIVET	5
1	57	110100163R06	STAINLESS STEEL MIXING PADDLE	1
1	58	110100236	PADDLE SCRAPER "A"	6
1	59	110100231R01	PADDLE SCRAPER "L"	6
1	82	109564	NUT	1
1	86	620138R03	INOX FRONT SHELL	1
1	87	222600898	SWITCH WASHER	3
1	90	109506	MEASURING CUP	1
1	91	1009	ICE CREAM SPATULA	1
1	92	314400777	3x0,75 1.8m SCHUKO PLUG	1
1	100	06000204	ROUND LID ASSEMBLY	1
1	101	06000051R01	PADDLE MOTOR ASSEMBLY	1
2	3	113200266	FEET PE-LD Ø20	4
2	4	2222	WIRE FRAME STEEL FAN COVER	2
2	10	239300R01	METAL BASE	1
2	10	239302R01	INOX CABLE+FAN SUPPORT	1
2	11	239301	ALUMINIUM FEET H50	4
2	12	222600804	SCREW M6X16	4
2	13	222600866	SCREW TCC M5X12	6

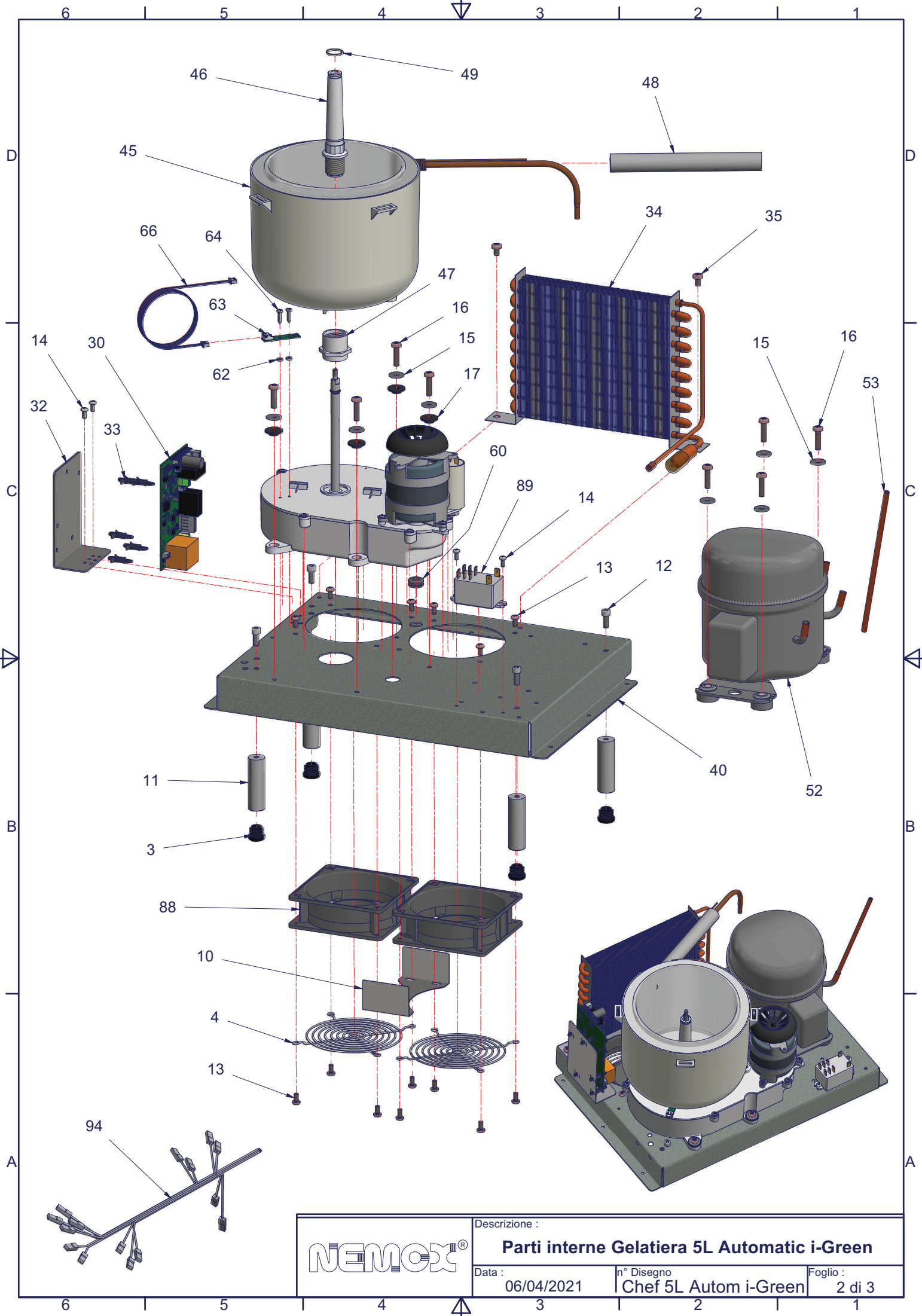
**GELATO CHEF 5L AUTOMATIC i-green • Spare part list**

Ref drawing Nr.: 003B790250R00

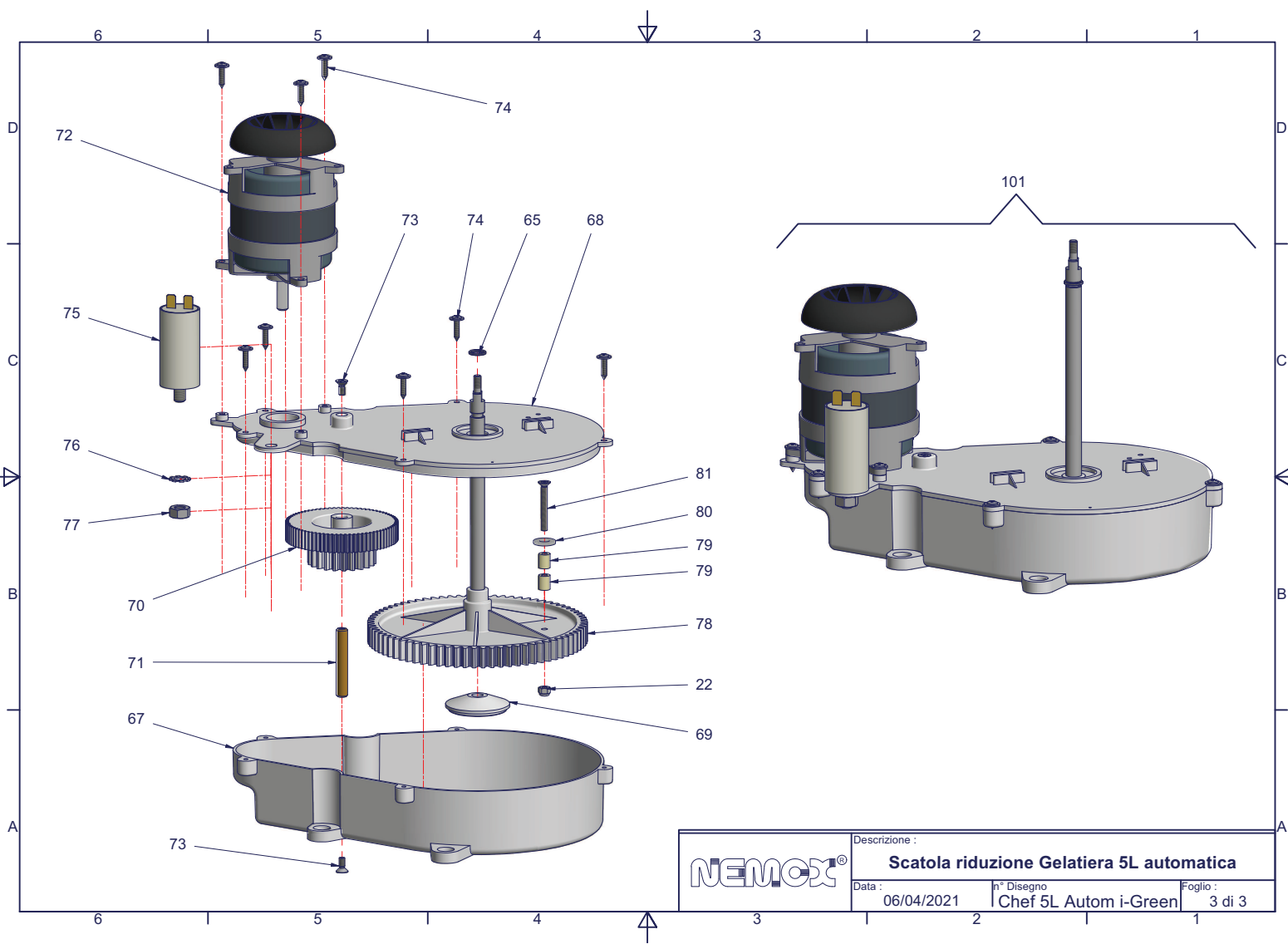
Tav.	Ref. Numbe	Item Cod	Description	Q.ty
2	14	222600764	SCREW M4X10	4
2	15	222600651	WASHER D.6.2/18x1.5	8
2	16	222600852	SCREW M6X25	8
2	17	110100371	FIXING FEET	4
2	30	307900985R03	ELECTRONIC PCB <NXP17>	1
2	32	239991	ELECTRONIC BOARD SUPPORT	1
2	33	113100268	FIXING CLIP	5
2	34	1650016R01	PROFESSIONAL CONDENSER 9TUBES x 2 LAYERS	1
2	35	222600739	SCREW	2
2	45	0950036R02	EVAPORATOR UNIT	1
2	46	096956564R02	DRIVE SHAFT SLEEVE	1
2	47	110100181	SLEEVE NUT	1
2	48	340247	CAPILLARY INSULANTING FOAM PIPE	1
2	49	1102040	OR	1
2	52	321400468	com'pres'só're	1
2	53	210700736	INLET TUBE U.S. WELDING	1
2	60	110100363	CABLE RING	1
2	62	227501	PCB FIXING SPACER	2
2	63	307900980	ELECTRONIC BOARD HALL SENSOR	1
2	64	222600623	SCREW TCC 2,9X13	2
2	66	307900993	SENSOR WIRING	1
2	88	110100815	120x38mm 220V FAN	2
2	89	307730R01	MOTOR CONTROL RELAY	1
2	94	7173	INTERNAL WIRING <5L>	1
3	22	222600868	NUT M4	3
3	65	113200257	OR 2025 SILICONE NPC 75R	1
3	67	110100211R01	GEAR BOX	1
3	68	110100221R01	GEAR BOX LID	1
3	69	228004	BUSHING	1
3	70	156100231	INTERMEDIATE GEAR	1
3	71	211300525R01	PIERCED PIN	1
3	72	321400561R02	<73H30> 230V 50Hz PADDLE MOTOR	1
3	73	222600628	SCREW M4x10	2
3	74	222600618	SCREW TMTC 3,5x16	8
3	75	307400582	TAKE-OFF CONDENSER	1
3	76	222600610	WASHER Ø 8x14	1
3	77	2226006091	NUT M8	1
3	78	09105003R01	DRIVE SHAFT TRACTOR WITH PIN	1
3	79	238412	WHITE PA SPACER D. 4/8 H.10mm	2
3	80	222600777	MAGNET	1
3	81	222600846	SCREW TSP M4X35	1



<b>NEMOX®</b>			Descrizione : <b>Gelatiera 5L Automatic i-Green</b>	
Data : 06/04/2021		n° Disegno : Chef 5L Autom i-Green		Foglio : 1 di 3



		Descrizione : <b>Parti interne Gelatiera 5L Automatic i-Green</b>	
		Data : 06/04/2021	n° Disegno Chef 5L Autom i-Green
		Foglio : 2 di 3	



<b>NEMOX®</b>	Descrizione :		
	<b>Scatola riduzione Gelatiera 5L automatica</b>		
Data :	06/04/2021	n° Disegno	Foglio :
		Chef 5L Autom i-Green	3 di 3

